



ROCK SOLID
quality & service

SHISTONE
HARDSCAPES
A Team Horner Company

About Us

StoneHardscapes is an innovative natural stone importer, specializing in unique and visually appealing selections of travertine, marble, granite and limestone, available in tile, pavers, veneer and accessories. With our primary distribution center in Fort Lauderdale, we maintain a sizable inventory, while proudly offering custom creations of patterns, and importing requested products, in an effort to fulfill each client's unique vision.

StoneHardscapes has the infrastructure necessary to serve homeowners, designers, architects, contractors and trade professionals around the world. With the help of a complete logistics department to ensure a simplified and efficient delivery process, as well as offering complimentary design services to both consumers and business partners, we set out to ensure each project exceeds the expectations of its most ideal outcome.

In addition, StoneHardscapes thrives on providing clients the information and tools necessary to understand product limitations and installation recommendations, as well as the most suitable options for safety purposes. Samples, displays, and mock-ups are always available upon request.

StoneHardscapes is proud of its long-lasting client relationships based on quality products and ideal customer service. In order to provide the ideal product solutions, we synthesize a variety of disciplines to create cost-effective and distinct product options.





Table of Contents

About Us
1

Palazzo Collection
3-10

Patio Selections

Coping Selections

Driveway Selections

Infinito Collection
11-15

Ledgestone Selections

Mosaic & Splitface Selections

Design Division
16-18

Business Opportunities

Services Offered

StoneHardscapes Advantage
19-26

Introducing

The
Palazzo
Collection
By StoneHardscapes

Patio

Color Selection

Patio

Pattern Selection

Coping

Color Selection

Coping

Size Selection

Driveway

Color Selection

Disclaimer: Natural stone is a product of nature that inherently lacks uniformity and is subject to variation in aesthetics, color, shade, finish, tint, hardness, strength resistance, density, etc. Photographs are for conceptual use only and do not necessarily represent the full range of the product.

Safe

StoneHardscapes has completed Coefficient of Friction Testing on the Palazzo Collection product options to ensure each passes required government safety regulations.

Cool

StoneHardscapes' Palazzo Collection provides various options that remain cool-to-the-touch, despite extensive sun exposure, creating the perfect exterior flooring.

Bright

StoneHardscapes' Palazzo Collection is a product of nature, therefore it can endure prolonged sun exposure without fading.

Easy

The Palazzo Collection natural stone pavers are easy to maintain, offering stronger, more durable options than other alternatives. Its low maintenance requirements reduce ongoing costs and add enduring curb appeal and increased property value.



Patio Color Selection



Capri - Tumbled
6" x 12", 16" x 16", 24" x 24",
Pre-Crated Ashlar Pattern



Casa Blanca - Tumbled
6" x 12", Pre-Crated Ashlar Pattern



Coral Stone - Saw Cut
8" x 8", 8" x 16", 16" x 16", 16" x 24", 24" x 24",
Pre-Crated Ashlar Pattern



Country Classic - Tumbled
6" x 12", Pre-Crated Ashlar Pattern



Crema Bella - Tumbled
8" x 8", 8" x 16", 16" x 16", 16" x 24"



Ice - Tumbled
6" x 12", 8" x 8", 8" x 16", 16" x 16", 16" x 24",
24" x 24"



Marina - Special Order



Mocha - Tumbled
6" x 12", 16" x 16", Pre-Crated Ashlar Pattern
*Standard option available



Natural - Tumbled
6" x 12", 16" x 16", Pre-Crated Ashlar Pattern
*Standard option available

Patio Color Selection



Oxford - Tumbled
5" x 10", 8" x 8", 8" x 16", 16" x 16", 16" x 24",
24" x 24"



Pearl - Tumbled
6" x 12", 8" x 8", 8" x 16", 16" x 16", 16" x 24",
24" x 24"



Portofino - Brushed and Chiseled
8" x 8", 8" x 16", 16" x 16", 16" x 24"



Sedona Gold - Tumbled
5" x 10", 8" x 8", 8" x 16", 16" x 16", 16" x 24",
24" x 24"



Silver - Tumbled
6" x 12", 8" x 8", 8" x 16", 16" x 16", 16" x 24"



Stone Grey - Brushed and Chiseled
5" x 10", 6" x 12", Pre-Crater Ashlar Pattern



Tahoe - Tumbled
6" x 12", 8" x 8", 8" x 16", 16" x 16", 16" x 24",
24" x 24"



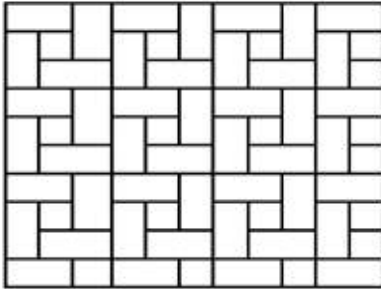
Walnut - Tumbled
5" x 10", 8" x 8", 8" x 16", 16" x 16", 16" x 24",
24" x 24"



White Lace - Special Order

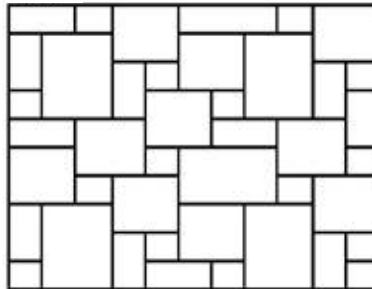
Patio Pattern Selection

Andria



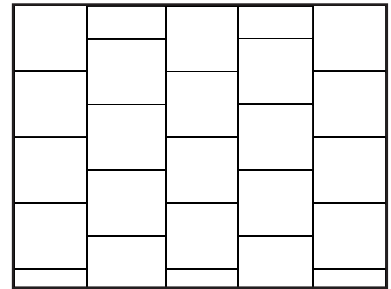
Pattern Breakdown	
8" x 16"	89%
8" x 8"	11%

Ashlar



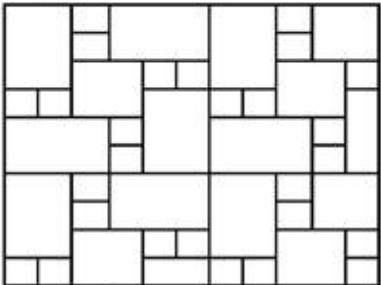
Pattern Breakdown	
16" x 24"	34%
16" x 16"	44%
8" x 16"	11%
8" x 8"	11%

Athena




Desired Sq. Ft.	
Any Size	100%

Edessa



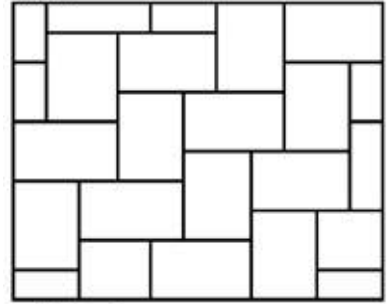
Pattern Breakdown	
16" x 24"	67%
16" x 16"	11%
8" x 8"	22%

Florina



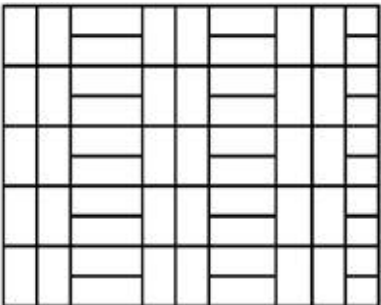
Pattern Breakdown	
16" x 16"	56%
8" x 8"	44%

Milano




Pattern Breakdown	
16" x 24"	100%

Roma




Pattern Breakdown	
8" x 16"	100%

Salerno



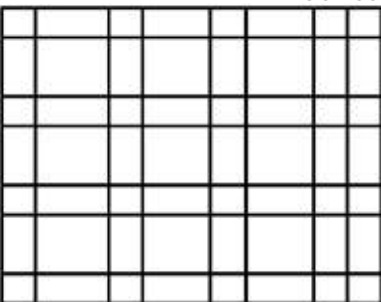
Pattern Breakdown	
16" x 16"	80%
8" x 8"	20%

Semplice




Desired Sq. Ft.	
Any Size	100%

Serres



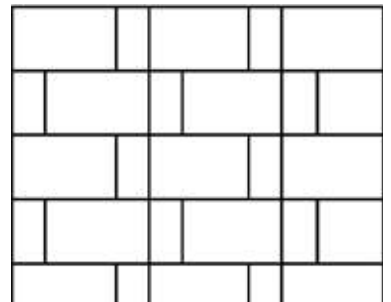
Pattern Breakdown	
16" x 16"	44%
8" x 16"	44%
8" x 8"	12%

Torino



Pattern Breakdown	
16" x 16"	57%
8" x 16"	29%
8" x 8"	14%

Treviso



Pattern Breakdown	
16" x 24"	75%
8" x 16"	25%

Coping Color Selection



Capri



Casa Blanca



Coral Stone



Country Classic



Crema Bella



Ice



Mocha



Natural



Oxford



Pearl



Portofino



Sedona Gold



Silver



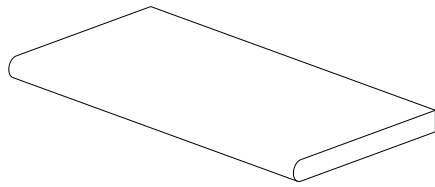
Tahoe



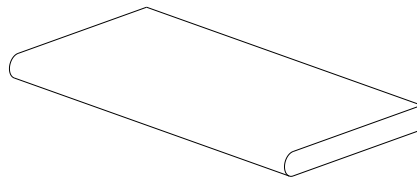
Walnut

* Additional selections available upon request

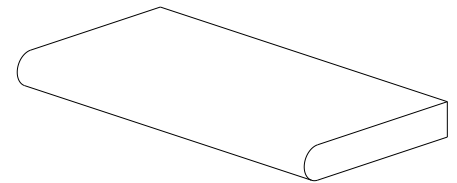
Coping Size Selection



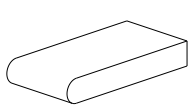
12" x 24" x 3 cm



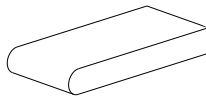
12" x 24" x 1.5"



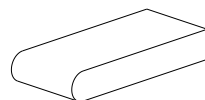
12" x 24" x 2.25"



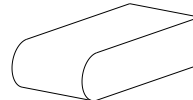
4" x 8" x 3 cm



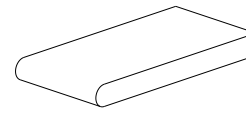
4" x 9" x 3 cm



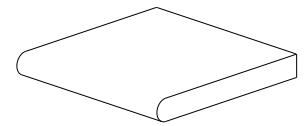
4" x 9" x 1.5"



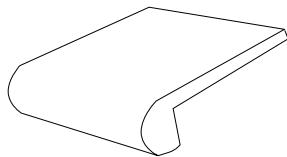
4" x 9" x 2.25"



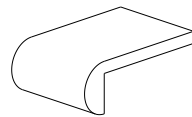
6" x 12" x 3 cm



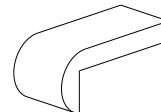
12" x 12" x 1.5"



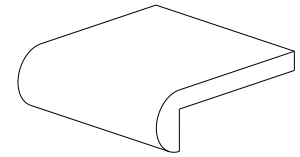
*12" x 12" x 3.25"



*6" x 9" x 3.25"



*4" x 9" x 4"



*12" x 12" x 4"

Size Availability Per Color Selection

Capri	6" x 12" x 3 cm	12" x 24" x 3 cm					
Casa Blanca	4" x 8" x 3 cm	12" x 24" x 3 cm					
Crema Bella	4" x 9" x 1.5"	12" x 24" x 1.5"					
Coral Stone	6" x 12" x 1.5"	12" x 12" x 1.5"	12" x 24" x 1.5"				
Country Classic	4" x 8" x 3 cm	12" x 24" x 3 cm	4" x 9" x 4"*	12" x 12" x 4"*			
Ice	4" x 9" x 3 cm	12" x 24" x 3 cm					
Mocha	4" x 8" x 3 cm	6" x 12" x 3 cm	12" x 24" x 3 cm	4" x 9" x 4"*	12" x 12" x 4"*		
Natural	4" x 8" x 3 cm	6" x 12" x 3 cm	12" x 24" x 3 cm	4" x 9" x 4"*	12" x 12" x 4"*		
Oxford	4" x 9" x 1.5"	4" x 9" x 2.25"	12" x 24" x 1.5"	12" x 24" x 2.25"			
Pearl	4" x 9" x 1.5"	4" x 9" x 2.25"	12" x 12" x 1.5"	12" x 24" x 1.5"	12" x 24" x 2.25"	4" x 9" x 4"*	12" x 12" x 4"*
Portofino	4" x 9" x 3 cm	6" x 12" x 3 cm	12" x 24" x 3 cm				
Sedona Gold	4" x 9" x 1.5"	4" x 9" x 2.25"	12" x 24" x 1.5"	12" x 24" x 2.25"	6" x 9" x 3.25"*	12" x 12" x 3.25"*	
Silver	4" x 9" x 3 cm	12" x 24" x 3 cm	4" x 9" x 4"*	12" x 12" x 4"*			
Tahoe	12" x 24" x 3 cm						
Walnut	4" x 9" x 1.5"	4" x 9" x 2.25"	12" x 12" x 1.5"	12" x 24" x 1.5"	6" x 9" x 3.25"*	12" x 12" x 3.25"*	

*Remodeled coping

Driveway Color Selection



Ice- Tumbled
6" x 12" x 3 cm



Mocha - Tumbled
6" x 12" x 3 cm



Natural - Tumbled
6" x 12" x 3 cm



Oxford - Tumbled
5" x 10" x 3 cm



Pearl - Tumbled
6" x 12" x 3 cm



Sedona Gold - Tumbled
5" x 10" x 3 cm



Silver - Tumbled
6" x 12" x 3 cm



Tahoe - Tumbled
6" x 12" x 3 cm



Walnut - Tumbled
5" x 10" x 3 cm



Introducing

Infiníto Collection

By StoneHardscapes

Ledgestone
Selection

Splitface
Selection

Mosaic
Selection

Disclaimer: Natural stone is a product of nature that inherently lacks uniformity and is subject to variation in aesthetics, color, shade, finish, tint, hardness, strength resistance, density, etc. Photographs are for conceptual use only and do not necessarily represent the full range of the product.

Ledgestone Selection



Alpine

Panels 6" x 24" • Corners 6" x 18" x 6"



Blaze

Panels 6" x 24" • Corners 6" x 18" x 6"



Caribe Cream

Panels 6" x 24" • Corners 6" x 18" x 6"



Classico

Panels 6" x 24" • Corners 6" x 18" x 6"



Copper Penny

Panels 6" x 24" • Corners 6" x 18" x 6"



Dakota

Panels 6" x 24" • Corners 6" x 18" x 6"



Eclipse

Panels 6" x 24" • Corners 6" x 18" x 6"



Emerald Rush

Panels 6" x 24" • Corners 6" x 18" x 6"



Florida Sunset

Panels 6" x 24" • Corners 6" x 18" x 6"



Fusion Honed

Panels 6" x 24" • Corners 6" x 18" x 6"

*Multi-finish available

Ledgestone Selection



Glacier

Panels 6" x 24" • Corners 6" x 18" x 6"



Golden Sunrise

Panels 6" x 24" • Corners 6" x 18" x 6"



Honey Dew

Panels 6" x 24" • Corners 6" x 6" x 6"



Honey Dew Pencil

Panels 6" x 24" • Corners 6" x 18" x 6"



Midnight

Panels 6" x 24" • Corners 6" x 18" x 6"



Midnight Gold

Panels 6" x 24" • Corners 6" x 18" x 6"



Mondrian

Panels 6" x 24" • Corners 6" x 18" x 6"



Mondrian Honed

Panels 6" x 24" • Corners 6" x 18" x 6"



Natural

Panels 6" x 24" • Corners 6" x 18" x 6"



Oceana

Panels 6" x 24" • Corners 6" x 18" x 6"

Ledgestone Selection



Oxford

Panels 6" x 24" • Corners 6" x 18" x 6"



Oxford Honed

Panels 6" x 24" • Corners 6" x 18" x 6"



Russian Gold

Panels 6" x 24" • Corners 6" x 6" x 6"



Russian Gold Pencil

Panels 6" x 24" • Corners 6" x 18" x 6"



Rustica

Panels 6" x 24" • Corners 6" x 18" x 6"



Sedona Gold

Panels 6" x 24" • Corners 6" x 18" x 6"



Sepia Honed

Panels 6" x 24" • Corners 6" x 18" x 6"



Silver

Panels 6" x 24" • Corners 6" x 18" x 6"



Walnut

Panels 6" x 24" • Corners 6" x 18" x 6"



Walnut Honed

Panels 6" x 24" • Corners 6" x 18" x 6"

Splitface Selection



Ice - Flats
Random lengths, 4" Height



Natural Blend - Flats
Random lengths, 4" Height



Pearl - Flats
Random lengths, 4" Height

*Additional selections available upon request



Tahoe - Flats
Random lengths, 4" Height

Mosaic Selection



Oxford 1" x 1"



Oxford 1" x 2"



Oxford 2" x 2"



Oxford 2" x 4"



Walnut 1" x 1"



Walnut 1" x 2"



Walnut 2" x 2"



Walnut 2" x 4"

*Additional selections available upon request



Introducing The Design DIVISION

About

The Department

Services

Offered Complimentary

Design Division



About the Design Division

Here, at StoneHardscapes, we believe each and every one of our clients deserve personalized attention when working towards creating their very own oasis. Whether it be remodeling, renovating or new construction, StoneHardscapes is here to guide you from concept to completion. With our complimentary design services, we offer our clients one-on-one time with one of our in-house designers, who offer comprehensive planning, detailing and expert assistance.

Our showroom, located in the heart of Fort Lauderdale, FL, displays natural stone pavers, veneer, tile, and accessories from around the world. Our in-house design team is happy to walk you through all of our selections on display, as well as out in the warehouse. If you are outside of the Fort Lauderdale area, no problem; simply contact us toll-free and one of our experienced designers will walk you through our design process as if you were here.

From texture and color, to durability and safety, our designers will aid you in making the most educated choices for your project. With team work and a company-wide commitment to exceeding the expectations and needs of our clients, StoneHardscapes strives to always bring the client's vision to life.



Design Division

Complimentary Services Offered

- Consultation
- Concept development
- Attention to budgetary guidelines
- Visual concept creation

Company Disclaimer

The entirety of this catalog is governed by the StoneHardscapes Product Disclaimer which can be found on our website, StoneHardscapes.com. Please review the disclaimer in its entirety. If you have any questions regarding the disclaimer, your StoneHardscapes representative is available to review it with you.

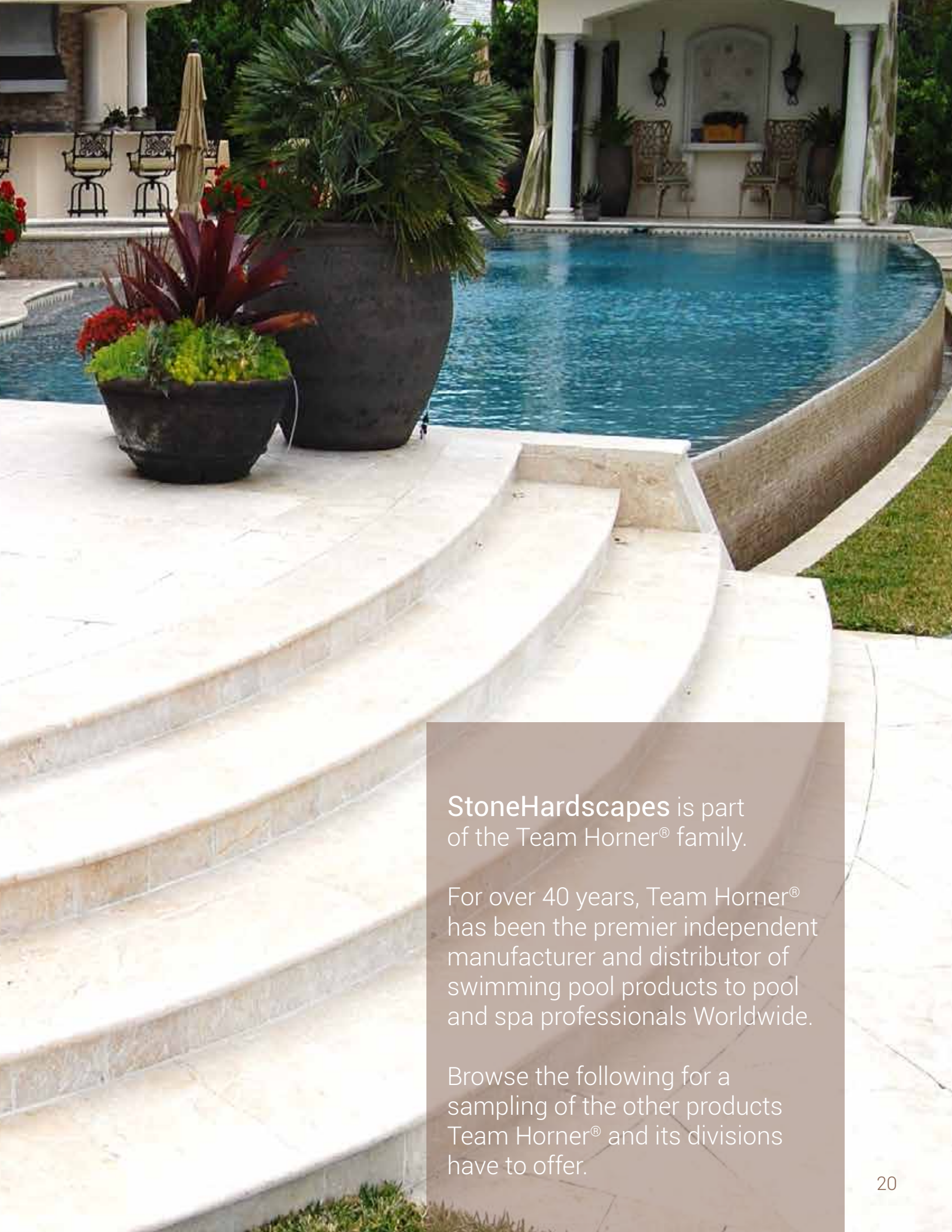




the **STONE**TM
HARDSCAPES
Natural Stone Pavers and Stone Veneer

Advantage

- 1 15 years of industry insight and knowledge in exterior natural stone products
- 2 One of the largest and most extensive inventories of exterior natural stone
- 3 The ability to customize hundreds of options
- 4 The necessary infrastructure to serve both the design and construction communities
- 5 An internal logistics department makes shipping easy to coordinate and cost effective
- 6 A marketing assistance program to help clients promote our product and support the growth of their business
- 7 Preferred Partner Programs that include lead referrals, online promotions, social media exposure, and much more
- 8 An internal design division that offers complimentary design services to our clients and/or their customers
- 9 A focus on education; we thrive on providing our clients with the information, tools and training necessary to ensure their success in the promotion and sale of our various product options
- 10 Payment terms and credit options



StoneHardscapes is part of the Team Horner® family.


For over 40 years, Team Horner® has been the premier independent manufacturer and distributor of swimming pool products to pool and spa professionals Worldwide.

Browse the following for a sampling of the other products Team Horner® and its divisions have to offer.

BackyardXpo Outdoor Living Xperience



Outdoor Kitchens • Fire & Water Features • Outdoor Furniture • Decking • Pergolas



TileXpressions



Xpress Yourself...Beautifully Since 1969
tileexpressions.com



Lo-Chlor® Chemicals

POOL WATER PROBLEMS? Try the PROVEN Solution!



Performance Pool Chemicals Since 1979
lo-chlor.com

TropiClear® Pool Care

COMPLETE LINE for Quality Pool Care



Quality Maintenance Chemicals and Equipment Since 1969
tropiclear.com



AquaCal® Heat Pumps

Rely On the Best
& Most Efficient
For Pool Heating



Manufacturing Quality Heat Pumps Since 1981
aquacal.com

AutoPilot® Salt Chlorine Generators

Insist on the BEST...
The ORIGINAL



Salt Chlorine Generation Leader Since 1978
autopilot.com

AUTOPILOT
SALT CHLORINE GENERATORS
A Team Horner® Company



ROCK SOLID
quality & service

